


**GYOSHIO**

PARTS LIST

DATE / /

PAGE 10 / 1



NO. BAG NO. 1

TRIUMPH PRO

請見註

(

MEMO NO.	品名	数量・単位	数量	単位	品名	数量	単位	備注
	∅5.8 BALL	ALUMINUM	4					
	M3X12 F/H SCREW		2					
	M3X14 F/H SCREW		2					
	OIL SHOCK	FRONT	1	SET				
	" "	REAR	"					
	SPRING SET	FRONT	"					
	" "	REAR	"					

MALL  
3AG

KEYOSHO

## PARTS LIST

DATE / /

PAGE 10 / 2

NO.	BAG NO. 2	TRIUMPH PRO	数量	単位	品名	数量	単位	品名
		FRONT SHOCK STAY	1					
		FRONT SUS. ARM	2					
		REAR SUS. ARM	2					
		KNUCKLE ARM (R)	1					
		" " (L)	1					
		FRONT HUB (R)	1					
		" " (L)	1					
		FRONT CHASSIS	1					
		UPPER DECK	1					
		FRONT BULKHEAD	1					
		BUMPER	1					
		FRONT BODY HOOK	1					
		COLLAR	2					
		FRONT BODY MOUNT	1					
		FRONT BODY HOOK (ST)	2					
		REAR BODY HOOK (ST)	1					
		Ø4.5 BALL END	16					
		FRONT WHEEL SHAFT	2					
		KING PIN	2					
		FRONT HUB PIN	2					
		FRONT SUS. SHAFT	2					
		ADJUSTER ROD A LONG	2					
		Ø4.5x6 BALL SCREW	4					
		Ø2.5x5 " "	2					
		E-RING (E2.5)	6					SUS. SHAFT/HUB PIN
		" (E3)	2					KING PIN
		3x8 TP F/W SCREW	4					FRONT SHOCK STAY
		M3x20 CAP SCREW	2					" " "
		M4x10 F/W SCREW	4					FRONT CHASSIS
		M3 NUT	2					FRONT SHOCK STAY
		M2.6 NUT	8					
		M4 NYLON NUT	2					WHEEL SHAFT
		3x10 TP END SCREW	1					BODY HOOK
		M4x12 BIND SCREW	2					UPPER DECK
		M4x25 " "	2					" "


NO.

BAG No. 3

TRIUMPH PRO

機 種

( )

ITEM NO.	品 名	図 解 番 号	数量	備 考	品 名	数量	備 考
	STEERING ARM A	}	1				
	" " B		1				
	" " C		1				
	ANTENNA MOUNT	}	1				
	STEERING SPRING A		1				
	" " B		1				
	" " C	1					
	SPEED CNL. SPRING MOUNT A	}	1				
	" " B		1				
	SERVO SAVER	}	1				
	SAVERING		1				
	SAVER HORN		5 Kites				
	" WASHER		1				
	CENTER ROD		1				
	STEERING ARM POST		2				
	φ 2 STOPPER		2				
	SERVO SAVER SPRING		1				
	ADJUSTER ROD A	LONG	2				
	φ 4.5 x C BALL SCREW		4				
	E-RING (E3)		2				STEERING ARM POST
	M2x10 F/M SCREW		2				" " "
	M4x8 " "		2				FRONT CHASSIS
	M2.5x12 TP RING SCREW		1				SAVER
	3x10 " " "		2				SERVO MOUNT
	3x14 F/M SCREW		2				" "
	M2.0 NUT		5				BALL SCREW
	3x3 SFT SCREW		2				φ 2 STOPPER
	3x10 " "		1				SF-ROD

SMALL BAG

SMALL BAG

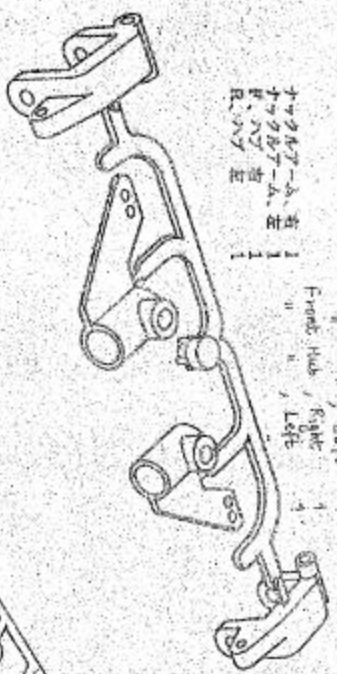
## ADDITIONAL SCREW LIST

The screws listed below are included with this bag  
Use them on the spots indicated.

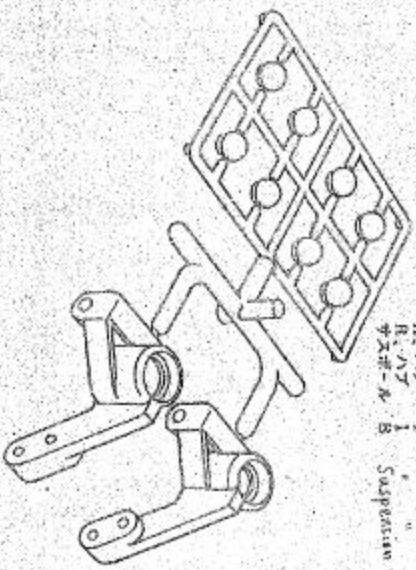
	QTY.	SPOTS FOR SCREWS
3x10 TP F/H Screw	4	Front Body Hook, Antenna Mount, Battery Wings
2.6x12 TP Bind Screw	5	Wing Stays, Saver
3x10 " " "	6	Serve Mounts, Wing Stays
3x12 " " "	2	Rear Bulkheads
3x12 TP R/H Screw	1	Gearbox
3x4 R/H Screw	1	Gear Cover
E-ring (E3)	2	Drive Shafts
M3 Nut	2	Rear Shock Stays

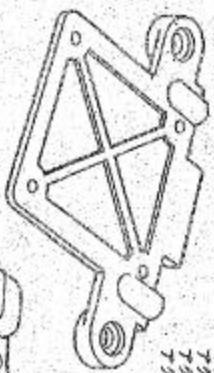
ナワカクア-A. 右 1  
 ナワカクア-A. 左 1  
 R. ナワ 右 1  
 R. ナワ 左 1

Kaurata Arm, Right 1  
 " " Left 1  
 Front Hub, Right 1  
 " " Left 1

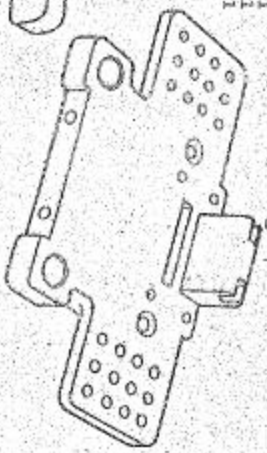


R. ナワ 1 Race Hub 1  
 R. ナワ 1 " 1  
 ナワ#-A B Suspension Balls 8

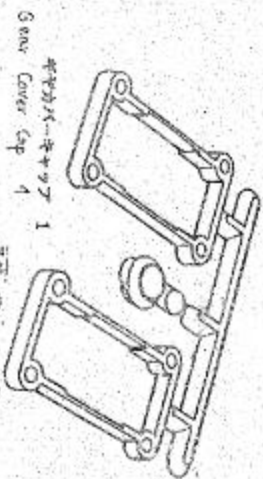




R. Subhead A 1  
 R. Subhead B 1  
 R. Subhead C 1  
 R. Subhead D 1  
 R. Subhead E 1  
 R. Subhead F 1  
 R. Subhead G 1  
 R. Subhead H 1  
 R. Subhead I 1  
 R. Subhead J 1  
 R. Subhead K 1  
 R. Subhead L 1  
 R. Subhead M 1  
 R. Subhead N 1  
 R. Subhead O 1  
 R. Subhead P 1  
 R. Subhead Q 1  
 R. Subhead R 1  
 R. Subhead S 1  
 R. Subhead T 1  
 R. Subhead U 1  
 R. Subhead V 1  
 R. Subhead W 1  
 R. Subhead X 1  
 R. Subhead Y 1  
 R. Subhead Z 1

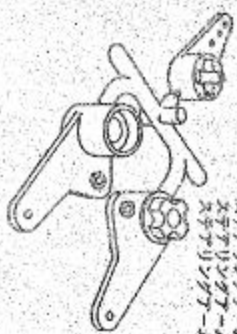


Rear Subhead A 1  
 " B 1  
 " C 1  
 " D 1  
 " E 1  
 " F 1  
 " G 1  
 " H 1  
 " I 1  
 " J 1  
 " K 1  
 " L 1  
 " M 1  
 " N 1  
 " O 1  
 " P 1  
 " Q 1  
 " R 1  
 " S 1  
 " T 1  
 " U 1  
 " V 1  
 " W 1  
 " X 1  
 " Y 1  
 " Z 1



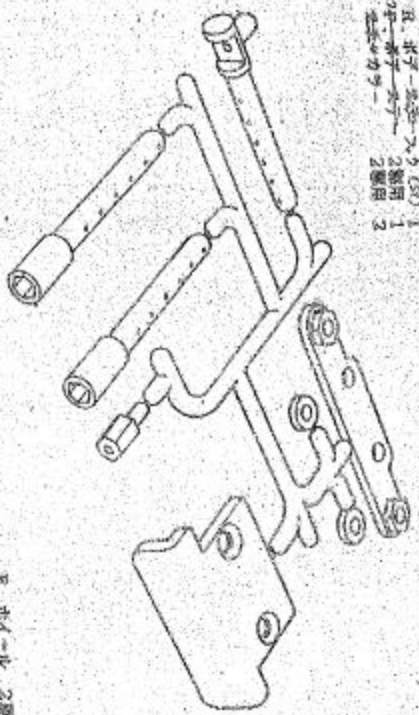
Gear Cover Cap 1  
 " 1

Spacer A 1  
 " B 1  
 " C 1  
 " D 1  
 " E 1  
 " F 1  
 " G 1  
 " H 1  
 " I 1  
 " J 1  
 " K 1  
 " L 1  
 " M 1  
 " N 1  
 " O 1  
 " P 1  
 " Q 1  
 " R 1  
 " S 1  
 " T 1  
 " U 1  
 " V 1  
 " W 1  
 " X 1  
 " Y 1  
 " Z 1



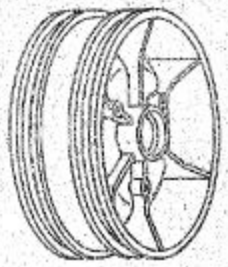
Steering Arm A 1  
 " B 1  
 " C 1  
 " D 1  
 " E 1  
 " F 1  
 " G 1  
 " H 1  
 " I 1  
 " J 1  
 " K 1  
 " L 1  
 " M 1  
 " N 1  
 " O 1  
 " P 1  
 " Q 1  
 " R 1  
 " S 1  
 " T 1  
 " U 1  
 " V 1  
 " W 1  
 " X 1  
 " Y 1  
 " Z 1

7001-1-1  
 P. ホイール 2個用 2  
 R. ホイール 2個用 2  
 ホイール 2個用 2

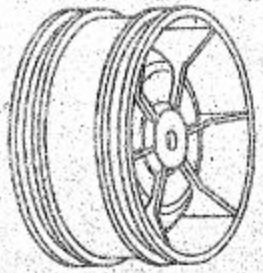


Bumper 1  
 Front Body House 1  
 " " Hoops (57) 2  
 Rear Body Hoop (57) 1  
 " " (for 2WD) 1  
 Collar (for 2WD) 2

P. ホイール 2個用 2  
 R. ホイール 2個用 2



Front Rims (for 2WD) 2  
 Rear " " ( " 2WD) 2

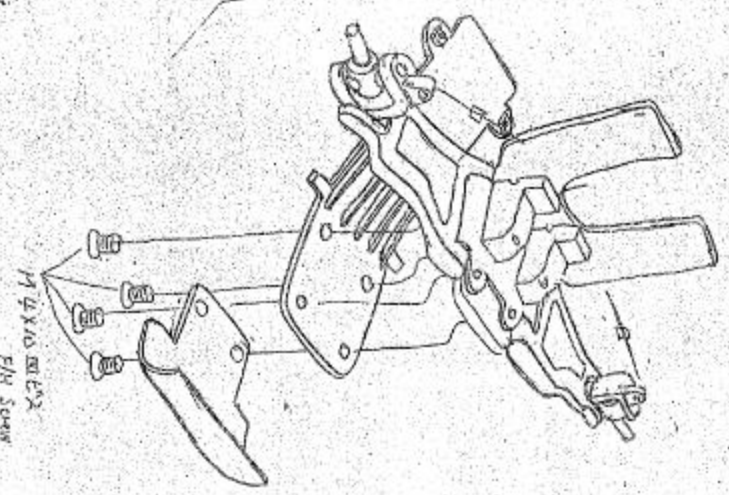






FRONT CHASSIS ASSEMBLY

フロントシャーシの組み立て

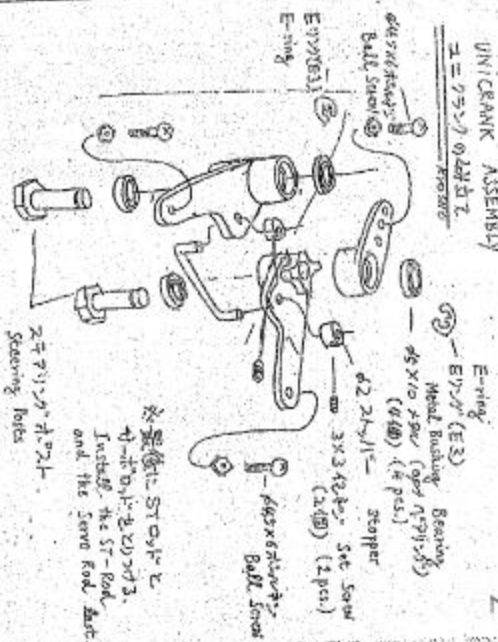


4ヶ所  
M4 X 10 皿ネジ  
F/R Screws

64%

UNI-CRANK ASSEMBLY

ユニークランクの組み立て

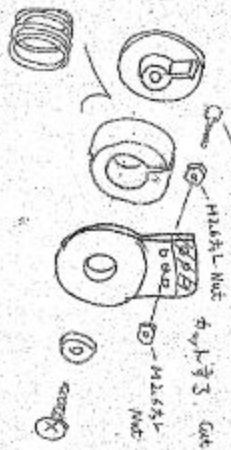


E-ring (E3)  
Metal Bushing Bearing  
45 X 10 x 5mm (opt 199125)  
(4 pcs)  
φ2.2 x 11 - stopper  
3 X 3 1/2 x 2.5 - Set Screw  
(2 pcs) (1.2 pcs)  
45 X 10 x 5mm Ball Screw

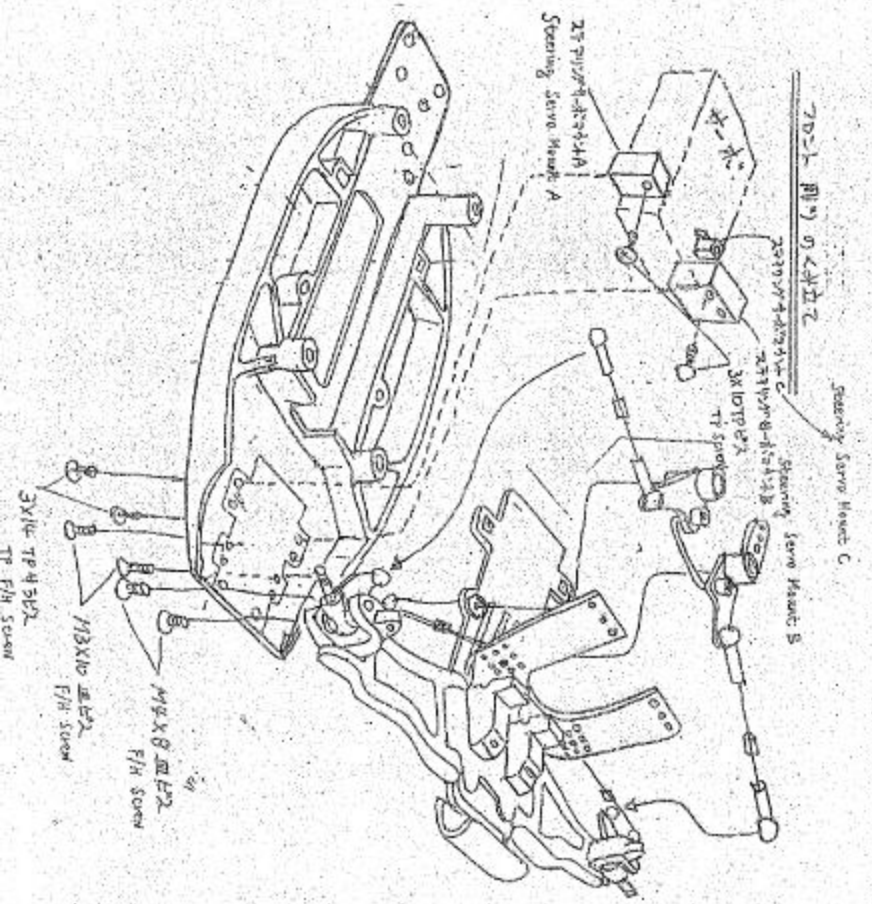
※ 調整は ST ロック  
4ヶ所 (φ1.2 x 2.5) だけ  
Inside, the ST-Rock  
and the Servo Rod End.  
2ヶ所 (φ1.2 x 2.5)  
steering fork

SERVO SAVER ASSEMBLY

サーボセーバの組み立て

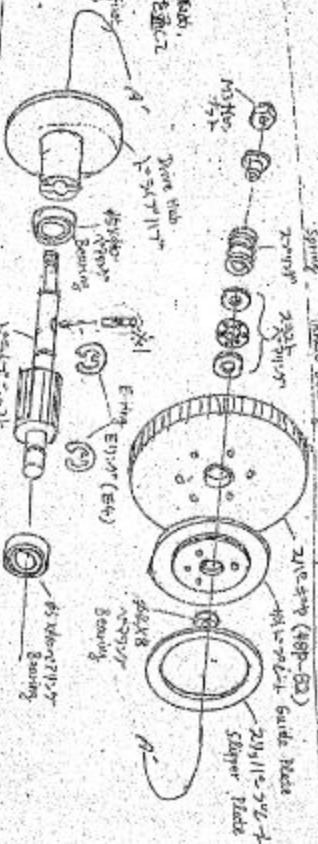


φ0.5 X 6 ねじ付の Ball Screw  
Metal Nut  
4ヶ所だけ Cut off  
Metal Nut



# GEAR ASSEMBLY

Spur Gear (48T-82)



1. Use EPISTOLIN.  
 2. 5 BA 73.  
 3. Snap on the bearings first, get over the bearing and finally insert the nut.

